
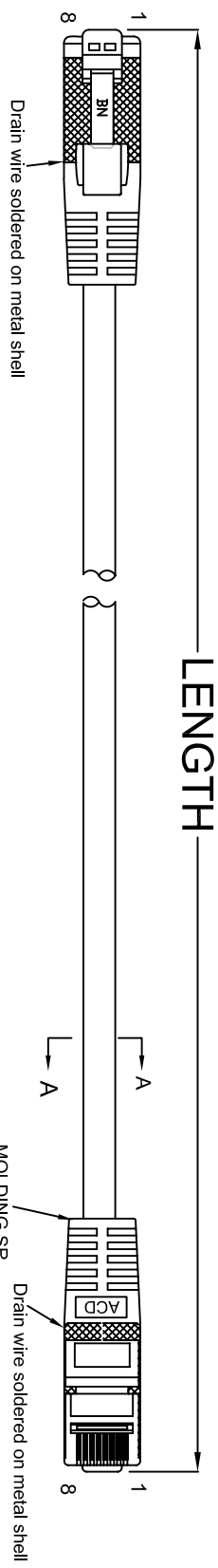


THE INFORMATION CONTAINED IN THIS DRAWING IS THE SOLE PROPERTY OF AMPHENOL CABLES ON DEMAND. ANY REPRODUCTION OR DISCLOSURE TO THIRD PARTIES, IN PART OR WHOLE, WITHOUT THE EXPRESS WRITTEN PERMISSION OF AMPHENOL CABLES ON DEMAND IS PROHIBITED.

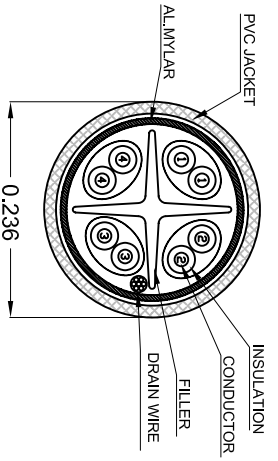
REVISIONS		DATE	APPROVED
A	DESCRIPTION NEW RELEASE	2/APR/2014	



**Length Tolerance:**

- Length <= 0.5M +30/-0mm
- Length > 0.5M & < 1M +50/-0mm
- Length >= 1M & <= 5M +/-50mm
- Length > 5M & <= 10M +/-100mm

- CAT.6A FTP LAN CABLE:**
1. Conductor (Stranded): 26AWG(7X0.16mm);
  2. Insulation: HD-PE;
  3. Color Code:
    - PAIR 1: Blue & White/Blue
    - PAIR 2: Orange & White/Orange
    - PAIR 3: Green & White/Green
    - PAIR 4: Brown & White/Brown
  4. Al/Mylar: Coverage 100%; Overlap 25%/min;
  5. Drain: 7/0.16±0.01mm Tinned Copper;
  6. Cable Marking:
    - Amphenol Cables on Demand TYPE CM 26AWG 4PR 75° C (UL) c(UL) E314104 TIA/EIA-568-B-2-10 FTP CAT.6A
  7. Rated Temperature: 75° C.
  8. Rated Voltage: 300V.
  9. UL cUL CM TYPE.
  10. Impedance: 100±15% Ω (1~500 MHz)
  11. DC-Resistance Capacitance Unbalance: 5%
  12. DC-Resistance: 14.8Ω/100m AT 20°C MAX
  13. Bandwidth: 500 Mhz
  14. Bending Radius: 25.4mm (1") min
  15. Transmission Requirements TIA/EIA-568-B-2-10 PATCH CORD



**PIN OUT: T568B**

PLUG 1	PLUG 2	COLOR
PIN 1	PIN 1	WHITE/ORANGE
PIN 2	PIN 2	ORANGE
PIN 3	PIN 3	WHITE/GREEN
PIN 4	PIN 4	BLUE
PIN 5	PIN 5	WHITE/BLUE
PIN 6	PIN 6	GREEN
PIN 7	PIN 7	WHITE/BROWN
PIN 8	PIN 8	BROWN
Shielded	Shielded	DRAIN WIRE



UNLESS OTHERWISE SPECIFIED DIMENSIONS ARE IN INCHES		EAR NO.	
DECIMALS		APPROVALS	DATE
X	±X	LF	2/APR/2014
.XX	±.XX	CHECKED	BA
.XXX	±.XXX	RESP ENG	2/APR/2014
.XXX	±.XXX	MFG ENG	
THIRD ANGLE PROJECTION		SIZE DWG. NO.	
		A	
<p><b>Amphenol Cables on Demand</b> 20 VALLEY ST. ENDICOTT, NY 13760</p> <p><b>ASM CBL RJ45/RJ45 FTP CAT.6A</b></p>		REV. A0	

NOTES: UNLESS OTHERWISE SPECIFIED